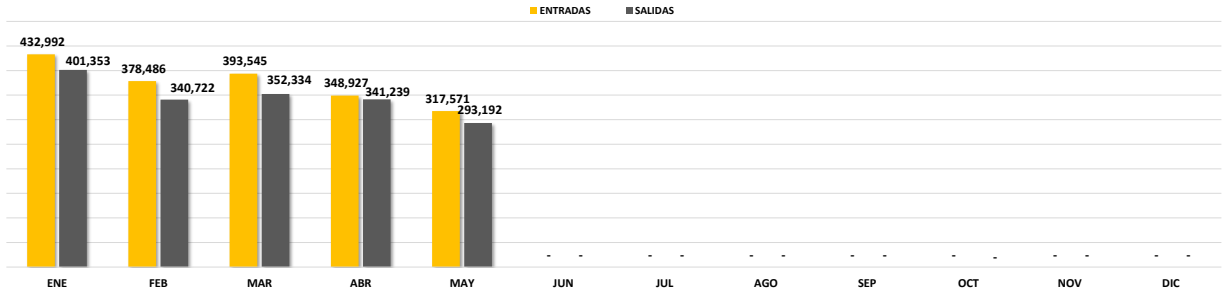


MOVIMIENTO MIGRATORIO MENSUAL DE VIAJEROS POR LA REPÚBLICA DE PANAMÁ POR TODOS LOS PCM: AÑO 2026

| TIPO | TOTAL | ENE | FEB | MAR | ABR | MAY | JUN | JUL | AGO | SEP | OCT | NOV | DIC |
|----------|-----------|---------|---------|---------|---------|---------|-----|-----|-----|-----|-----|-----|-----|
| TOTAL | 3,600,361 | 834,345 | 719,208 | 745,879 | 690,166 | 610,763 | - | - | - | - | - | - | - |
| ENTRADAS | 1,871,521 | 432,992 | 378,486 | 393,545 | 348,927 | 317,571 | - | - | - | - | - | - | - |
| SALIDAS | 1,728,840 | 401,353 | 340,722 | 352,334 | 341,239 | 293,192 | - | - | - | - | - | - | - |

Cifras preliminares al 31 de mayo, sujetas a revisión y actualización
PCM= Puestos de Control Migratorio
Fuente: Estadística del SMN.

COMPARATIVO DE ENTRADA Y SALIDA MENSUAL DE VIAJEROS POR LA REPÚBLICA DE PANAMÁ: AÑO 2026



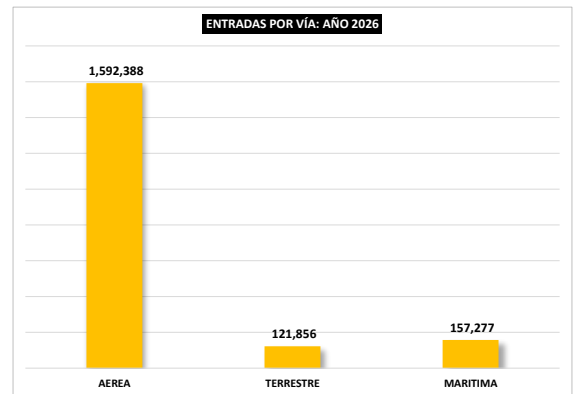
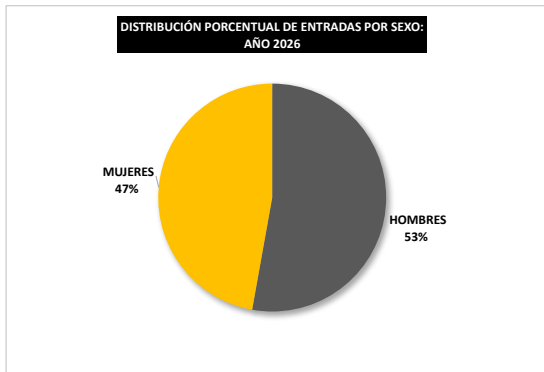
ENTRADA



ENTRADA MENSUAL DE VIAJEROS POR LA REPÚBLICA DE PANAMÁ POR TODOS LOS PCM SEGÚN SEXO: AÑO 2026

| SEXO | TOTAL | ENE | FEB | MAR | ABR | MAY | JUN | JUL | AGO | SEP | OCT | NOV | DIC |
|---------|-----------|---------|---------|---------|---------|---------|-----|-----|-----|-----|-----|-----|-----|
| TOTAL | 1,871,521 | 432,992 | 378,486 | 393,545 | 348,927 | 317,571 | - | - | - | - | - | - | - |
| HOMBRES | 988,565 | 225,273 | 196,501 | 208,788 | 186,859 | 171,144 | - | - | - | - | - | - | - |
| MUJERES | 882,956 | 207,719 | 181,985 | 184,757 | 162,068 | 146,427 | - | - | - | - | - | - | - |

Cifras preliminares al 31 de mayo, sujetas a revisión y actualización
PCM= Puestos de Control Migratorio
Fuente: Estadística del SMN.



ENTRADA MENSUAL DE VIAJEROS POR LA REPÚBLICA DE PANAMÁ POR TODOS LOS PCM SEGÚN VÍA: AÑO 2026

| VÍA | TOTAL | ENE | FEB | MAR | ABR | MAY | JUN | JUL | AGO | SEP | OCT | NOV | DIC |
|-----------|-----------|---------|---------|---------|---------|---------|-----|-----|-----|-----|-----|-----|-----|
| TOTAL | 1,871,521 | 432,992 | 378,486 | 393,545 | 348,927 | 317,571 | - | - | - | - | - | - | - |
| AEREA | 1,592,388 | 357,731 | 322,127 | 330,489 | 296,669 | 285,372 | - | - | - | - | - | - | - |
| TERRESTRE | 121,856 | 34,906 | 21,613 | 25,280 | 21,199 | 18,858 | - | - | - | - | - | - | - |
| MARITIMA | 157,277 | 40,355 | 34,746 | 37,776 | 31,059 | 13,341 | - | - | - | - | - | - | - |

PCM= Puestos de Control Migratorio
Fuente: Estadística del SMN.

ENTRADA MENSUAL DE VIAJEROS POR LA REPÚBLICA DE PANAMÁ POR TODOS LOS PCM SEGÚN PAÍS: AÑO 2026

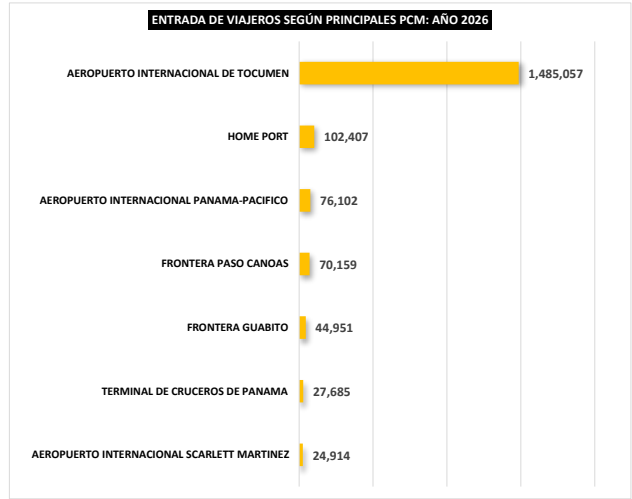
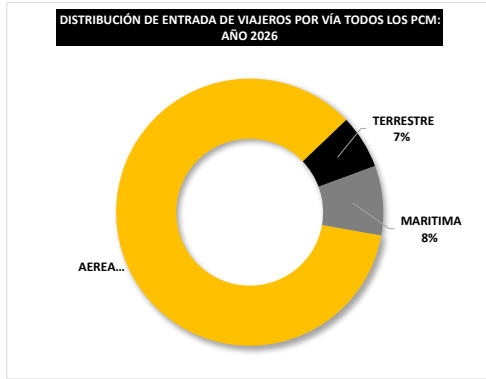
| PAÍS | TOTAL | ENE | FEB | MAR | ABR | MAY | JUN | JUL | AGO | SEP | OCT | NOV | DIC |
|------------------------|------------------|----------------|----------------|----------------|----------------|----------------|-----|-----|-----|-----|-----|-----|-----|
| TOTAL | 1,871,521 | 432,992 | 378,486 | 393,545 | 348,927 | 317,571 | - | - | - | - | - | - | - |
| PANAMA | 404,570 | 92,680 | 95,480 | 73,024 | 68,249 | 75,137 | - | - | - | - | - | - | - |
| EXTRANJEROS | 1,466,951 | 340,312 | 283,006 | 320,521 | 280,678 | 242,434 | - | - | - | - | - | - | - |
| ESTADOS UNIDOS | 264,643 | 57,084 | 51,377 | 61,588 | 50,489 | 44,105 | - | - | - | - | - | - | - |
| COLOMBIA | 225,401 | 56,057 | 39,180 | 46,597 | 42,826 | 40,741 | - | - | - | - | - | - | - |
| COSTA RICA | 101,690 | 33,633 | 15,414 | 19,261 | 17,263 | 16,119 | - | - | - | - | - | - | - |
| CANADA | 66,078 | 16,917 | 16,464 | 17,076 | 10,480 | 5,141 | - | - | - | - | - | - | - |
| ECUADOR | 61,521 | 8,025 | 9,828 | 16,058 | 14,610 | 13,000 | - | - | - | - | - | - | - |
| ALEMANIA | 55,451 | 14,871 | 14,304 | 16,348 | 7,443 | 2,485 | - | - | - | - | - | - | - |
| ARGENTINA | 54,612 | 13,180 | 11,700 | 10,015 | 10,019 | 9,698 | - | - | - | - | - | - | - |
| MEXICO | 51,606 | 9,926 | 7,935 | 10,818 | 11,191 | 11,736 | - | - | - | - | - | - | - |
| BRASIL | 47,589 | 10,568 | 9,100 | 9,452 | 9,542 | 8,927 | - | - | - | - | - | - | - |
| ESPAÑA | 39,498 | 8,684 | 7,781 | 9,011 | 7,089 | 6,933 | - | - | - | - | - | - | - |
| VENEZUELA | 37,779 | 9,820 | 6,856 | 6,895 | 6,938 | 7,270 | - | - | - | - | - | - | - |
| PERU | 36,784 | 7,607 | 10,045 | 6,772 | 6,315 | 6,045 | - | - | - | - | - | - | - |
| GUATEMALA | 27,013 | 6,281 | 4,163 | 6,217 | 5,143 | 5,209 | - | - | - | - | - | - | - |
| CUBA | 22,844 | 4,688 | 4,357 | 4,665 | 4,822 | 4,312 | - | - | - | - | - | - | - |
| GRAN BRETAÑA | 22,763 | 4,766 | 5,135 | 6,154 | 4,182 | 2,526 | - | - | - | - | - | - | - |
| FRANCIA | 22,712 | 5,031 | 5,175 | 5,142 | 4,231 | 3,133 | - | - | - | - | - | - | - |
| FILIPINAS | 21,844 | 5,488 | 4,311 | 5,170 | 4,854 | 2,021 | - | - | - | - | - | - | - |
| EL SALVADOR | 20,865 | 4,669 | 3,333 | 4,738 | 4,102 | 4,023 | - | - | - | - | - | - | - |
| CHILE | 20,607 | 4,363 | 6,355 | 3,049 | 3,310 | 3,530 | - | - | - | - | - | - | - |
| ITALIA | 20,195 | 4,935 | 4,166 | 3,974 | 3,560 | 3,560 | - | - | - | - | - | - | - |
| NICARAGUA | 18,737 | 5,351 | 3,590 | 3,571 | 3,250 | 2,975 | - | - | - | - | - | - | - |
| HONDURAS | 17,672 | 4,108 | 2,925 | 4,165 | 3,406 | 3,068 | - | - | - | - | - | - | - |
| CHINA | 17,611 | 3,168 | 3,362 | 4,095 | 3,355 | 3,631 | - | - | - | - | - | - | - |
| PAISES BAJOS (HOLANDA) | 16,779 | 3,594 | 3,476 | 3,170 | 4,103 | 2,436 | - | - | - | - | - | - | - |
| INDIA | 13,460 | 3,264 | 2,561 | 2,585 | 2,748 | 2,302 | - | - | - | - | - | - | - |
| JAMAICA | 12,016 | 1,863 | 1,898 | 2,239 | 3,067 | 2,949 | - | - | - | - | - | - | - |
| REP. DOMINICANA | 8,705 | 1,977 | 1,640 | 1,745 | 1,640 | 1,703 | - | - | - | - | - | - | - |
| TRINIDAD Y TOBAGO | 8,162 | 1,118 | 1,236 | 1,921 | 1,969 | 1,918 | - | - | - | - | - | - | - |
| URUGUAY | 7,770 | 1,571 | 1,382 | 1,357 | 1,664 | 1,796 | - | - | - | - | - | - | - |
| ISRAEL | 7,352 | 1,090 | 970 | 1,541 | 1,983 | 1,768 | - | - | - | - | - | - | - |
| INDONESIA | 7,143 | 2,616 | 1,517 | 1,603 | 1,308 | 99 | - | - | - | - | - | - | - |
| SUIZA | 6,863 | 1,660 | 1,523 | 1,627 | 1,362 | 691 | - | - | - | - | - | - | - |
| GUYANA | 6,368 | 840 | 881 | 1,327 | 1,832 | 1,488 | - | - | - | - | - | - | - |
| TURQUIA | 5,628 | 1,263 | 1,061 | 1,220 | 1,050 | 1,034 | - | - | - | - | - | - | - |
| BOLIVIA | 5,626 | 1,365 | 846 | 972 | 1,373 | 1,070 | - | - | - | - | - | - | - |
| RUSSIA | 5,572 | 1,239 | 1,099 | 1,163 | 1,192 | 879 | - | - | - | - | - | - | - |
| PORTUGAL | 4,987 | 1,077 | 984 | 1,105 | 1,030 | 791 | - | - | - | - | - | - | - |
| BAHAMAS | 4,391 | 511 | 705 | 1,171 | 1,174 | 830 | - | - | - | - | - | - | - |
| BARBADOS | 4,303 | 514 | 444 | 687 | 1,566 | 1,092 | - | - | - | - | - | - | - |
| AUSTRIA | 4,026 | 1,100 | 1,114 | 1,049 | 521 | 242 | - | - | - | - | - | - | - |
| POLONIA | 3,999 | 948 | 1,202 | 793 | 673 | 383 | - | - | - | - | - | - | - |
| AUSTRALIA | 3,850 | 957 | 564 | 821 | 930 | 578 | - | - | - | - | - | - | - |
| SUDAFRICA | 3,398 | 784 | 643 | 676 | 786 | 509 | - | - | - | - | - | - | - |
| BELGICA | 3,378 | 684 | 758 | 696 | 795 | 445 | - | - | - | - | - | - | - |
| PARAGUAY | 2,907 | 619 | 400 | 554 | 768 | 566 | - | - | - | - | - | - | - |
| UCRANIA | 2,865 | 663 | 498 | 633 | 574 | 497 | - | - | - | - | - | - | - |
| JAPON | 2,775 | 594 | 609 | 541 | 518 | 513 | - | - | - | - | - | - | - |
| COREA DEL SUR | 2,704 | 571 | 627 | 549 | 516 | 441 | - | - | - | - | - | - | - |
| RUMANIA | 2,505 | 724 | 522 | 479 | 546 | 234 | - | - | - | - | - | - | - |
| SUECIA | 1,812 | 607 | 437 | 364 | 250 | 154 | - | - | - | - | - | - | - |
| DINAMARCA | 1,706 | 440 | 427 | 357 | 258 | 224 | - | - | - | - | - | - | - |
| REPUBLICA CHECA | 1,664 | 389 | 422 | 476 | 276 | 101 | - | - | - | - | - | - | - |
| GRECIA | 1,560 | 375 | 317 | 330 | 289 | 249 | - | - | - | - | - | - | - |
| IRLANDA | 1,482 | 323 | 251 | 339 | 307 | 262 | - | - | - | - | - | - | - |
| NORUEGA | 1,466 | 353 | 391 | 379 | 219 | 124 | - | - | - | - | - | - | - |
| HUNGRIA | 1,303 | 340 | 320 | 301 | 204 | 138 | - | - | - | - | - | - | - |
| BELICE | 1,199 | 219 | 157 | 261 | 294 | 268 | - | - | - | - | - | - | - |
| AGENCIA ESP. DE LAS NU | 988 | 288 | 100 | 351 | 108 | 141 | - | - | - | - | - | - | - |
| OTROS PAÍSES | 20,724 | 4,552 | 4,168 | 4,308 | 4,365 | 3,331 | - | - | - | - | - | - | - |

PCM= Puestos de Control Migratorio
Fuente: Estadística del SMN.

ENTRADA MENSUAL DE VIAJEROS POR LA REPÚBLICA DE PANAMÁ POR TODOS LOS PCM SEGÚN REGIÓN: AÑO 2026

| REGIÓN | TOTAL | ENE | FEB | MAR | ABR | MAY | JUN | JUL | AGO | SEP | OCT | NOV | DIC |
|-------------------------|------------------|----------------|----------------|----------------|----------------|----------------|-----|-----|-----|-----|-----|-----|-----|
| TOTAL | 1,871,521 | 432,992 | 378,486 | 393,545 | 348,927 | 317,571 | - | - | - | - | - | - | - |
| AMERICA CENTRAL | 591,746 | 146,941 | 125,062 | 111,237 | 101,707 | 106,799 | - | - | - | - | - | - | - |
| AMERICA DEL SUR | 507,871 | 114,128 | 96,748 | 103,213 | 99,491 | 94,291 | - | - | - | - | - | - | - |
| AMERICA DEL NORTE | 382,329 | 83,927 | 75,776 | 89,482 | 72,161 | 60,983 | - | - | - | - | - | - | - |
| EUROPA | 224,396 | 53,315 | 50,909 | 54,326 | 39,297 | 26,549 | - | - | - | - | - | - | - |
| ASIA | 77,625 | 17,822 | 14,902 | 17,102 | 16,135 | 11,664 | - | - | - | - | - | - | - |
| ANTILLAS | 63,012 | 11,071 | 10,640 | 12,986 | 14,847 | 13,468 | - | - | - | - | - | - | - |
| EURASIA | 11,377 | 2,566 | 2,176 | 2,412 | 2,273 | 1,950 | - | - | - | - | - | - | - |
| AFRICA | 6,548 | 1,759 | 1,179 | 1,262 | 1,457 | 891 | - | - | - | - | - | - | - |
| OCEANIA | 4,725 | 1,163 | 721 | 1,038 | 1,216 | 587 | - | - | - | - | - | - | - |
| NO APLICA | 1,886 | 298 | 371 | 485 | 343 | 389 | - | - | - | - | - | - | - |
| TERRITORIOS DE ULTRAMAR | 6 | 2 | 2 | 2 | - | - | - | - | - | - | - | - | - |

PCM= Puestos de Control Migratorio
Fuente: Estadística del SMN.



ENTRADA MENSUAL DE VIAJEROS POR LA REPÚBLICA DE PANAMÁ SEGÚN PCM: AÑO 2026

| PUERTO DE CONTROL MIGRATORIO | TOTAL | ENE | FEB | MAR | ABR | MAY | JUN | JUL | AGO | SEP | OCT | NOV | DIC |
|--|------------------|----------------|----------------|----------------|----------------|----------------|-----|-----|-----|-----|-----|-----|-----|
| TOTAL | 1,871,521 | 432,992 | 378,486 | 393,545 | 348,927 | 317,571 | - | - | - | - | - | - | - |
| AEROPUERTO INTERNACIONAL DE TOCUMEN | 1,485,057 | 329,309 | 298,843 | 306,525 | 278,177 | 272,203 | - | - | - | - | - | - | - |
| HOME PORT | 102,407 | 23,534 | 22,779 | 26,850 | 19,159 | 10,085 | - | - | - | - | - | - | - |
| AEROPUERTO INTERNACIONAL PANAMA-PACIFICO | 76,102 | 19,055 | 15,082 | 15,652 | 14,647 | 11,666 | - | - | - | - | - | - | - |
| FRONTERA PASO CANOAS | 70,159 | 20,978 | 12,373 | 14,338 | 11,719 | 10,751 | - | - | - | - | - | - | - |
| FRONTERA GUABITO | 44,951 | 11,525 | 7,584 | 9,712 | 8,702 | 7,428 | - | - | - | - | - | - | - |
| TERMINAL DE CRUCEROS DE PANAMA | 27,685 | 7,637 | 3,544 | 6,897 | 8,244 | 1,363 | - | - | - | - | - | - | - |
| AEROPUERTO INTERNACIONAL SCARLETT MARTINEZ | 24,914 | 7,189 | 6,905 | 7,200 | 3,009 | 611 | - | - | - | - | - | - | - |
| COLON 2000 | 8,587 | 3,210 | 3,449 | 570 | 1,310 | 48 | - | - | - | - | - | - | - |
| FRONTERA RIO SERENO | 6,746 | 2,403 | 1,656 | 1,230 | 778 | 679 | - | - | - | - | - | - | - |
| EL PORVENIR | 3,560 | 1,298 | 1,022 | 601 | 499 | 140 | - | - | - | - | - | - | - |
| AEROPUERTO INTERNACIONAL JOSE HALL | 2,984 | 1,468 | 633 | 461 | 264 | 158 | - | - | - | - | - | - | - |
| AEROPUERTO INTERNACIONAL MARCOS GELABERT | 2,809 | 639 | 594 | 576 | 494 | 506 | - | - | - | - | - | - | - |
| ISLAS PARIDAS | 2,668 | 916 | 1,285 | 467 | - | - | - | - | - | - | - | - | - |
| MUELLE 6 PPC | 1,621 | 854 | 171 | 200 | 200 | 196 | - | - | - | - | - | - | - |
| PUERTO DE CRISTOBAL | 1,550 | 924 | 591 | 12 | 1 | 22 | - | - | - | - | - | - | - |
| PUERTO OBALDIA | 1,203 | 322 | 232 | 311 | 244 | 94 | - | - | - | - | - | - | - |
| PUERTO DE MANZANILLO | 1,007 | 228 | 186 | 214 | 221 | 158 | - | - | - | - | - | - | - |
| MARINA SHELTER BAY | 984 | 280 | 181 | 200 | 240 | 83 | - | - | - | - | - | - | - |
| MARINA LINTON BAY | 983 | 194 | 177 | 175 | 260 | 177 | - | - | - | - | - | - | - |
| ISLA COIBA | 965 | 134 | 261 | 381 | - | 189 | - | - | - | - | - | - | - |
| PUERTO DE RODMAN | 842 | 172 | 146 | 185 | 166 | 173 | - | - | - | - | - | - | - |
| MARINA AMADOR-FLAMENCO | 681 | 106 | 109 | 159 | 81 | 226 | - | - | - | - | - | - | - |
| COLON CONTAINER TERMINAL | 584 | 108 | 96 | 160 | 130 | 90 | - | - | - | - | - | - | - |
| AEROPUERTO INTERNACIONAL ENRIQUE MALEK | 518 | 71 | 66 | 75 | 78 | 228 | - | - | - | - | - | - | - |
| OTROS PUERTOS COLON | 327 | 12 | 214 | 45 | 11 | 45 | - | - | - | - | - | - | - |
| PUERTO JAQUE | 210 | 42 | 52 | 56 | 32 | 28 | - | - | - | - | - | - | - |
| MARINA DE PORTOBELLO | 196 | 4 | 86 | 12 | 21 | 73 | - | - | - | - | - | - | - |
| ISLA CEBACO | 175 | 170 | - | 5 | - | - | - | - | - | - | - | - | - |
| PUERTO DE BOCA CHICA | 163 | 24 | 37 | 61 | 34 | 7 | - | - | - | - | - | - | - |
| PUERTO DE VACAMONTE | 148 | 45 | 35 | 11 | 19 | 38 | - | - | - | - | - | - | - |
| CLUB DE YATES DE BALBOA | 119 | 24 | 2 | 18 | 48 | 27 | - | - | - | - | - | - | - |
| MARINA DE SAN CARLOS | 111 | 32 | 33 | 9 | 33 | 4 | - | - | - | - | - | - | - |
| MUELLE FISCAL | 111 | 14 | 16 | 34 | 46 | 1 | - | - | - | - | - | - | - |
| OTROS PUERTOS | 104 | 6 | - | 83 | 6 | 9 | - | - | - | - | - | - | - |
| PUERTO DE CHIRIQUI GRANDE | 91 | 10 | 11 | 25 | 26 | 19 | - | - | - | - | - | - | - |
| PUERTO CHARCO AZUL | 81 | 25 | 4 | 19 | 21 | 12 | - | - | - | - | - | - | - |
| MUELLE 16 | 40 | - | 13 | - | - | 27 | - | - | - | - | - | - | - |
| MUELLE 3 | 25 | 7 | 7 | 8 | 2 | 1 | - | - | - | - | - | - | - |
| TERMINAL MARITIMA DE COLON | 19 | 7 | 6 | 1 | 1 | 4 | - | - | - | - | - | - | - |
| PUERTO ALMIRANTE | 15 | 13 | 1 | - | - | 1 | - | - | - | - | - | - | - |
| PUERTO DE BOCAS ISLA | 6 | - | - | 6 | - | - | - | - | - | - | - | - | - |
| AEROPUERTO MANUEL NIÑO | 4 | - | 4 | - | - | - | - | - | - | - | - | - | - |
| PUERTO MUTIS | 4 | 2 | - | - | 2 | - | - | - | - | - | - | - | - |
| MARINA TURTLE CAY | 1 | - | - | - | - | 1 | - | - | - | - | - | - | - |
| PUERTO PEDREGAL | 1 | - | - | - | 1 | - | - | - | - | - | - | - | - |
| LA PALMA | 1 | 1 | - | - | - | - | - | - | - | - | - | - | - |
| BAHIA DE PANAMA | 1 | - | - | 1 | - | - | - | - | - | - | - | - | - |
| PUERTO ARMUELLES | 1 | - | - | - | 1 | - | - | - | - | - | - | - | - |

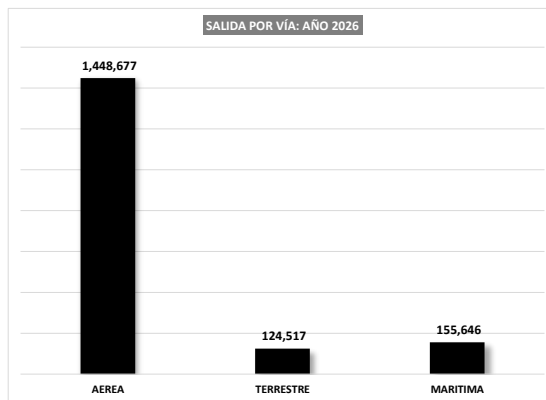
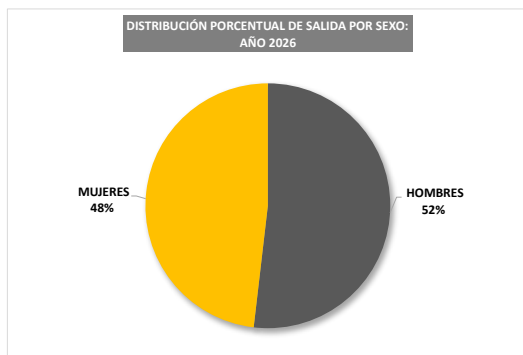
Cifras preliminares sujetas a revisión y actualización
PCM= Puestos de Control Migratorio



SALIDA MENSUAL DE VIAJEROS POR LA REPÚBLICA DE PANAMÁ POR TODOS LOS PCM SEGÚN SEXO: AÑO 2026

| SEXO | TOTAL | ENE | FEB | MAR | ABR | MAY | JUN | JUL | AGO | SEP | OCT | NOV | DIC |
|--------------|------------------|----------------|----------------|----------------|----------------|----------------|-----|-----|-----|-----|-----|-----|-----|
| TOTAL | 1,728,840 | 401,353 | 340,722 | 352,334 | 341,239 | 293,192 | - | - | - | - | - | - | - |
| HOMBRES | 896,371 | 204,630 | 175,292 | 185,632 | 177,627 | 153,190 | - | - | - | - | - | - | - |
| MUJERES | 832,469 | 196,723 | 165,430 | 166,702 | 163,612 | 140,002 | - | - | - | - | - | - | - |

Cifras preliminares al 31 de mayo, sujetas a revisión y actualización
 PCM= Puestos de Control Migratorio
 Fuente: Estadística del SMN.



SALIDA MENSUAL DE VIAJEROS POR LA REPÚBLICA DE PANAMÁ POR TODOS LOS PCM SEGÚN VÍA: AÑO 2026


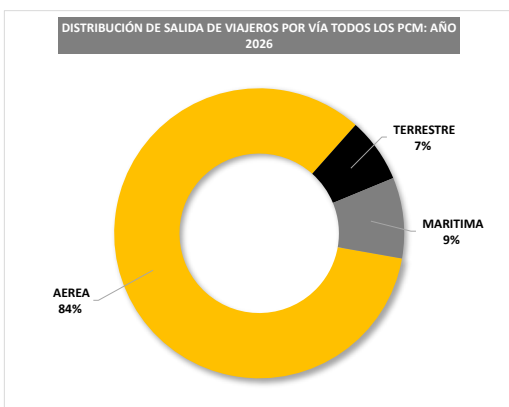
| VÍA | TOTAL | ENE | FEB | MAR | ABR | MAY | JUN | JUL | AGO | SEP | OCT | NOV | DIC |
|--------------|------------------|----------------|----------------|----------------|----------------|----------------|-----|-----|-----|-----|-----|-----|-----|
| TOTAL | 1,728,840 | 401,353 | 340,722 | 352,334 | 341,239 | 293,192 | - | - | - | - | - | - | - |
| AEREA | 1,448,677 | 324,291 | 285,047 | 292,204 | 287,245 | 259,890 | - | - | - | - | - | - | - |
| TERRESTRE | 124,517 | 37,026 | 21,451 | 21,822 | 23,440 | 20,778 | - | - | - | - | - | - | - |
| MARITIMA | 155,646 | 40,036 | 34,224 | 38,308 | 30,554 | 12,524 | - | - | - | - | - | - | - |

PCM= Puestos de Control Migratorio
 Fuente: Estadística del SMN.

SALIDA MENSUAL DE VIAJEROS POR LA REPÚBLICA DE PANAMÁ POR TODOS LOS PCM SEGÚN REGIÓN: AÑO 2026

| REGIÓN | TOTAL | ENE | FEB | MAR | ABR | MAY | JUN | JUL | AGO | SEP | OCT | NOV | DIC |
|-------------------------|------------------|----------------|----------------|----------------|----------------|----------------|-----|-----|-----|-----|-----|-----|-----|
| TOTAL | 1,728,840 | 401,353 | 340,722 | 352,334 | 341,239 | 293,192 | - | - | - | - | - | - | - |
| AMERICA DEL SUR | 491,456 | 106,504 | 93,923 | 96,331 | 99,181 | 95,517 | - | - | - | - | - | - | - |
| AMERICA CENTRAL | 458,657 | 120,385 | 94,864 | 78,183 | 84,106 | 81,119 | - | - | - | - | - | - | - |
| AMERICA DEL NORTE | 396,827 | 89,213 | 74,535 | 91,935 | 80,061 | 61,083 | - | - | - | - | - | - | - |
| EUROPA | 221,532 | 50,945 | 48,598 | 52,671 | 42,129 | 27,189 | - | - | - | - | - | - | - |
| ASIA | 77,070 | 18,593 | 14,749 | 16,677 | 15,856 | 11,195 | - | - | - | - | - | - | - |
| ANTILLAS | 61,710 | 10,792 | 10,165 | 12,025 | 14,947 | 13,781 | - | - | - | - | - | - | - |
| EURASIA | 8,583 | 1,872 | 1,635 | 1,817 | 1,689 | 1,570 | - | - | - | - | - | - | - |
| AFRICA | 6,480 | 1,694 | 1,212 | 1,249 | 1,450 | 875 | - | - | - | - | - | - | - |
| OCEANIA | 4,640 | 1,164 | 709 | 1,023 | 1,262 | 482 | - | - | - | - | - | - | - |
| NO APLICA | 1,880 | 190 | 330 | 421 | 558 | 381 | - | - | - | - | - | - | - |
| TERRITORIOS DE ULTRAMAR | 5 | 1 | 2 | 2 | - | - | - | - | - | - | - | - | - |

PCM= Puestos de Control Migratorio
 Fuente: Estadística del SMN.



Salida Mensual de Viajeros por la República de Panamá por todos los PCM según País: Año 2026

| PAÍS | TOTAL | ENE | FEB | MAR | ABR | MAY | JUN | JUL | AGO | SEP | OCT | NOV | DIC |
|------------------------|------------------|----------------|----------------|----------------|----------------|----------------|-----|-----|-----|-----|-----|-----|-----|
| TOTAL | 1,728,840 | 401,353 | 340,722 | 352,334 | 341,239 | 293,192 | - | - | - | - | - | - | - |
| PANAMA | 272,471 | 66,453 | 65,678 | 44,371 | 47,620 | 48,349 | - | - | - | - | - | - | - |
| EXTRANJEROS | 1,456,369 | 334,900 | 275,044 | 307,963 | 293,619 | 244,843 | - | - | - | - | - | - | - |
| ESTADOS UNIDOS | 274,291 | 63,142 | 50,904 | 61,904 | 55,222 | 43,119 | - | - | - | - | - | - | - |
| COLOMBIA | 220,349 | 54,921 | 37,438 | 40,827 | 44,747 | 42,416 | - | - | - | - | - | - | - |
| COSTA RICA | 103,660 | 34,888 | 16,024 | 16,565 | 19,176 | 17,007 | - | - | - | - | - | - | - |
| CANADA | 71,007 | 15,599 | 15,943 | 19,803 | 13,542 | 6,120 | - | - | - | - | - | - | - |
| ECUADOR | 60,864 | 7,698 | 9,479 | 15,730 | 14,112 | 13,845 | - | - | - | - | - | - | - |
| ALEMANIA | 56,285 | 14,975 | 13,883 | 15,798 | 9,015 | 2,614 | - | - | - | - | - | - | - |
| ARGENTINA | 52,039 | 11,678 | 11,912 | 9,518 | 9,628 | 9,303 | - | - | - | - | - | - | - |
| MEXICO | 51,528 | 10,472 | 7,688 | 10,228 | 11,297 | 11,843 | - | - | - | - | - | - | - |
| BRASIL | 45,960 | 10,167 | 8,852 | 9,212 | 8,993 | 8,736 | - | - | - | - | - | - | - |
| PERU | 36,680 | 7,360 | 9,810 | 7,267 | 6,197 | 6,046 | - | - | - | - | - | - | - |
| ESPAÑA | 36,518 | 7,461 | 7,013 | 7,903 | 7,657 | 6,484 | - | - | - | - | - | - | - |
| VENEZUELA | 34,090 | 6,996 | 6,583 | 6,720 | 6,828 | 6,963 | - | - | - | - | - | - | - |
| GUATEMALA | 26,963 | 6,565 | 3,938 | 5,789 | 5,473 | 5,198 | - | - | - | - | - | - | - |
| GRAN BRETAÑA | 22,824 | 4,698 | 4,945 | 6,202 | 4,495 | 2,484 | - | - | - | - | - | - | - |
| CUBA | 22,087 | 4,098 | 4,307 | 4,514 | 4,687 | 4,481 | - | - | - | - | - | - | - |
| FRANCIA | 21,988 | 4,381 | 4,684 | 5,209 | 4,400 | 3,314 | - | - | - | - | - | - | - |
| FILIPINAS | 21,807 | 5,477 | 4,226 | 5,276 | 4,827 | 2,001 | - | - | - | - | - | - | - |
| CHILE | 20,316 | 3,693 | 6,514 | 3,470 | 3,125 | 3,514 | - | - | - | - | - | - | - |
| ITALIA | 20,275 | 4,925 | 4,134 | 3,965 | 3,731 | 3,520 | - | - | - | - | - | - | - |
| EL SALVADOR | 20,156 | 4,396 | 3,116 | 4,044 | 4,583 | 4,017 | - | - | - | - | - | - | - |
| CHINA | 17,997 | 4,013 | 3,369 | 4,088 | 3,395 | 3,132 | - | - | - | - | - | - | - |
| HONDURAS | 17,491 | 3,947 | 2,885 | 3,799 | 3,778 | 3,082 | - | - | - | - | - | - | - |
| NICARAGUA | 16,702 | 3,888 | 3,068 | 3,386 | 3,164 | 3,196 | - | - | - | - | - | - | - |
| PAISES BAJOS (HOLANDA) | 14,853 | 2,996 | 2,918 | 2,870 | 3,464 | 2,605 | - | - | - | - | - | - | - |
| INDIA | 13,030 | 3,403 | 2,540 | 2,392 | 2,718 | 1,977 | - | - | - | - | - | - | - |
| JAMAICA | 12,299 | 2,206 | 1,915 | 2,131 | 3,041 | 3,006 | - | - | - | - | - | - | - |
| TRINIDAD Y TOBAGO | 8,221 | 1,317 | 1,242 | 1,598 | 2,212 | 1,852 | - | - | - | - | - | - | - |
| REP. DOMINICANA | 7,678 | 1,556 | 1,246 | 1,635 | 1,500 | 1,741 | - | - | - | - | - | - | - |
| SUIZA | 7,354 | 1,768 | 1,584 | 1,568 | 1,516 | 918 | - | - | - | - | - | - | - |
| INDONESIA | 7,139 | 2,626 | 1,497 | 1,618 | 1,306 | 92 | - | - | - | - | - | - | - |
| ISRAEL | 6,955 | 983 | 953 | 1,076 | 1,727 | 2,216 | - | - | - | - | - | - | - |
| GUYANA | 6,512 | 993 | 909 | 1,082 | 1,959 | 1,569 | - | - | - | - | - | - | - |
| URUGUAY | 6,047 | 1,179 | 1,078 | 969 | 1,356 | 1,465 | - | - | - | - | - | - | - |
| RUSIA | 5,763 | 1,198 | 1,094 | 1,177 | 1,191 | 1,103 | - | - | - | - | - | - | - |
| PORTUGAL | 4,863 | 940 | 963 | 1,039 | 1,074 | 847 | - | - | - | - | - | - | - |
| BOLIVIA | 4,847 | 1,156 | 749 | 849 | 1,164 | 929 | - | - | - | - | - | - | - |
| BARBADOS | 4,424 | 756 | 421 | 494 | 1,536 | 1,217 | - | - | - | - | - | - | - |
| BAHAMAS | 4,389 | 485 | 640 | 1,110 | 1,360 | 794 | - | - | - | - | - | - | - |
| AUSTRIA | 4,313 | 1,161 | 1,092 | 1,115 | 609 | 336 | - | - | - | - | - | - | - |
| POLONIA | 4,136 | 941 | 1,254 | 803 | 647 | 491 | - | - | - | - | - | - | - |
| AUSTRALIA | 3,786 | 984 | 550 | 807 | 975 | 470 | - | - | - | - | - | - | - |
| SUDAFRICA | 3,354 | 728 | 671 | 658 | 794 | 503 | - | - | - | - | - | - | - |
| BELGICA | 3,350 | 611 | 723 | 761 | 774 | 481 | - | - | - | - | - | - | - |
| PARAGUAY | 2,852 | 557 | 442 | 520 | 775 | 558 | - | - | - | - | - | - | - |
| UCRANIA | 2,845 | 624 | 498 | 648 | 603 | 472 | - | - | - | - | - | - | - |
| RUMANIA | 2,766 | 958 | 486 | 513 | 560 | 249 | - | - | - | - | - | - | - |
| JAPON | 2,753 | 551 | 600 | 593 | 488 | 521 | - | - | - | - | - | - | - |
| COREA DEL SUR | 2,741 | 527 | 649 | 607 | 521 | 437 | - | - | - | - | - | - | - |
| TURQUIA | 2,635 | 609 | 527 | 610 | 467 | 422 | - | - | - | - | - | - | - |
| SUECIA | 1,971 | 571 | 490 | 446 | 314 | 150 | - | - | - | - | - | - | - |
| DINAMARCA | 1,818 | 445 | 468 | 364 | 301 | 240 | - | - | - | - | - | - | - |
| REPUBLICA CHECA | 1,763 | 367 | 425 | 526 | 330 | 115 | - | - | - | - | - | - | - |
| GRECIA | 1,600 | 324 | 387 | 328 | 300 | 261 | - | - | - | - | - | - | - |
| NORUEGA | 1,577 | 382 | 392 | 327 | 323 | 153 | - | - | - | - | - | - | - |
| IRLANDA | 1,490 | 308 | 259 | 335 | 326 | 262 | - | - | - | - | - | - | - |
| HUNGRIA | 1,400 | 379 | 308 | 310 | 254 | 149 | - | - | - | - | - | - | - |
| BELICE | 1,214 | 248 | 155 | 229 | 312 | 270 | - | - | - | - | - | - | - |
| BULGARIA | 970 | 245 | 201 | 226 | 189 | 109 | - | - | - | - | - | - | - |
| OTROS | 20,784 | 4,380 | 4,003 | 4,412 | 4,561 | 3,428 | - | - | - | - | - | - | - |

PCM= Puestos de Control Migratorio
Fuente: Estadística del SMN.

SALIDA MENSUAL DE VIAJEROS POR LA REPÚBLICA DE PANAMÁ SEGÚN PCM: AÑO 2026

| PUERTO DE CONTROL MIGRATORIO | TOTAL | ENE | FEB | MAR | ABR | MAY | JUN | JUL | AGO | SEP | OCT | NOV | DIC |
|--|------------------|----------------|----------------|----------------|----------------|----------------|-----|-----|-----|-----|-----|-----|-----|
| TOTAL | 1,728,840 | 401,353 | 340,722 | 352,334 | 341,239 | 293,192 | - | - | - | - | - | - | - |
| AEROPUERTO INTERNACIONAL DE TOCUMEN | 1,340,383 | 297,381 | 262,865 | 268,964 | 265,550 | 245,623 | - | - | - | - | - | - | - |
| HOME PORT | 101,470 | 23,668 | 23,042 | 27,312 | 18,023 | 9,425 | - | - | - | - | - | - | - |
| AEROPUERTO INTERNACIONAL PANAMA-PACIFICO | 74,319 | 17,983 | 14,190 | 13,842 | 15,749 | 12,555 | - | - | - | - | - | - | - |
| FRONTERA PASO CANOAS | 73,719 | 22,148 | 12,793 | 13,036 | 13,595 | 12,147 | - | - | - | - | - | - | - |
| FRONTERA GUABITO | 45,367 | 12,440 | 7,791 | 8,263 | 8,981 | 7,892 | - | - | - | - | - | - | - |
| TERMINAL DE CRUCEROS DE PANAMA | 27,898 | 7,759 | 3,603 | 6,719 | 8,437 | 1,380 | - | - | - | - | - | - | - |
| AEROPUERTO INTERNACIONAL SCARLETT MARTINEZ | 27,641 | 6,829 | 6,641 | 8,276 | 4,888 | 1,007 | - | - | - | - | - | - | - |
| COLON 2000 | 9,243 | 3,387 | 3,746 | 803 | 1,305 | 2 | - | - | - | - | - | - | - |
| FRONTERA RIO SERENO | 5,431 | 2,438 | 867 | 523 | 864 | 739 | - | - | - | - | - | - | - |
| AEROPUERTO INTERNACIONAL MARCOS GELABERT | 3,053 | 542 | 701 | 637 | 648 | 525 | - | - | - | - | - | - | - |
| AEROPUERTO INTERNACIONAL JOSE HALL | 2,912 | 1,503 | 576 | 419 | 293 | 121 | - | - | - | - | - | - | - |
| EL PORVENIR | 2,197 | 742 | 515 | 422 | 397 | 121 | - | - | - | - | - | - | - |
| MUELLE 6 PPC | 2,145 | 1,200 | 195 | 254 | 265 | 231 | - | - | - | - | - | - | - |
| MARINA AMADOR-FLAMENCO | 2,008 | 219 | 490 | 505 | 531 | 263 | - | - | - | - | - | - | - |
| PUERTO DE CRISTOBAL | 1,802 | 777 | 629 | 272 | 98 | 26 | - | - | - | - | - | - | - |
| ISLAS PARIDAS | 1,685 | 774 | 546 | 365 | - | - | - | - | - | - | - | - | - |
| PUERTO OBALDIA | 1,290 | 354 | 211 | 300 | 328 | 97 | - | - | - | - | - | - | - |
| PUERTO DE MANZANILLO | 999 | 225 | 203 | 203 | 207 | 161 | - | - | - | - | - | - | - |
| PUERTO DE RODMAN | 986 | 188 | 187 | 239 | 180 | 192 | - | - | - | - | - | - | - |
| MARINA LINTON BAY | 793 | 108 | 156 | 106 | 256 | 167 | - | - | - | - | - | - | - |
| COLON CONTAINER TERMINAL | 514 | 92 | 75 | 120 | 132 | 95 | - | - | - | - | - | - | - |
| MARINA SHELTER BAY | 468 | 93 | 57 | 131 | 148 | 39 | - | - | - | - | - | - | - |
| ISLA COIBA | 438 | 82 | 43 | 226 | - | 87 | - | - | - | - | - | - | - |
| OTROS PUERTOS COLON | 425 | 110 | 241 | 32 | 25 | 17 | - | - | - | - | - | - | - |
| AEROPUERTO INTERNACIONAL ENRIQUE MALEK | 365 | 53 | 70 | 66 | 117 | 59 | - | - | - | - | - | - | - |
| MARINA DE SAN CARLOS | 241 | 61 | 30 | 68 | 72 | 10 | - | - | - | - | - | - | - |
| PUERTO DE BOCA CHICA | 199 | 34 | 80 | 50 | 17 | 18 | - | - | - | - | - | - | - |
| PUERTO JAQUE | 196 | 34 | 55 | 40 | 33 | 34 | - | - | - | - | - | - | - |
| CLUB DE YATES DE BALBOA | 137 | 39 | 9 | 57 | 19 | 13 | - | - | - | - | - | - | - |
| MARINA DE PORTOBELO | 108 | - | 47 | 4 | 4 | 53 | - | - | - | - | - | - | - |
| PUERTO DE CHIRIQUI GRANDE | 91 | 14 | 9 | 27 | 24 | 17 | - | - | - | - | - | - | - |
| PUERTO CHARCO AZUL | 64 | 20 | 4 | 7 | 17 | 16 | - | - | - | - | - | - | - |
| OTROS PUERTOS | 61 | 9 | 17 | 20 | 5 | 10 | - | - | - | - | - | - | - |
| PUERTO DE VACAMONTE | 49 | 16 | 10 | 2 | 7 | 14 | - | - | - | - | - | - | - |
| MUELLE FISCAL | 42 | 4 | 12 | 7 | 11 | 8 | - | - | - | - | - | - | - |
| MUELLE 16 | 40 | 9 | 1 | - | 12 | 18 | - | - | - | - | - | - | - |
| TERMINAL MARITIMA DE COLON | 25 | 9 | 2 | 8 | 1 | 5 | - | - | - | - | - | - | - |
| MUELLE 3 | 19 | 4 | 6 | 4 | - | 5 | - | - | - | - | - | - | - |
| ISLA CEBACO | 7 | 2 | - | 5 | - | - | - | - | - | - | - | - | - |
| AEROPUERTO MANUEL NIÑO | 4 | - | 4 | - | - | - | - | - | - | - | - | - | - |
| PUERTO MUTIS | 3 | - | 3 | - | - | - | - | - | - | - | - | - | - |
| PUERTO ALMIRANTE | 2 | 2 | - | - | - | - | - | - | - | - | - | - | - |
| LA PALMA | 1 | 1 | - | - | - | - | - | - | - | - | - | - | - |

*Cifras preliminares sujetas a revisión y actualización
PCM= Puestos de Control Migratorio*